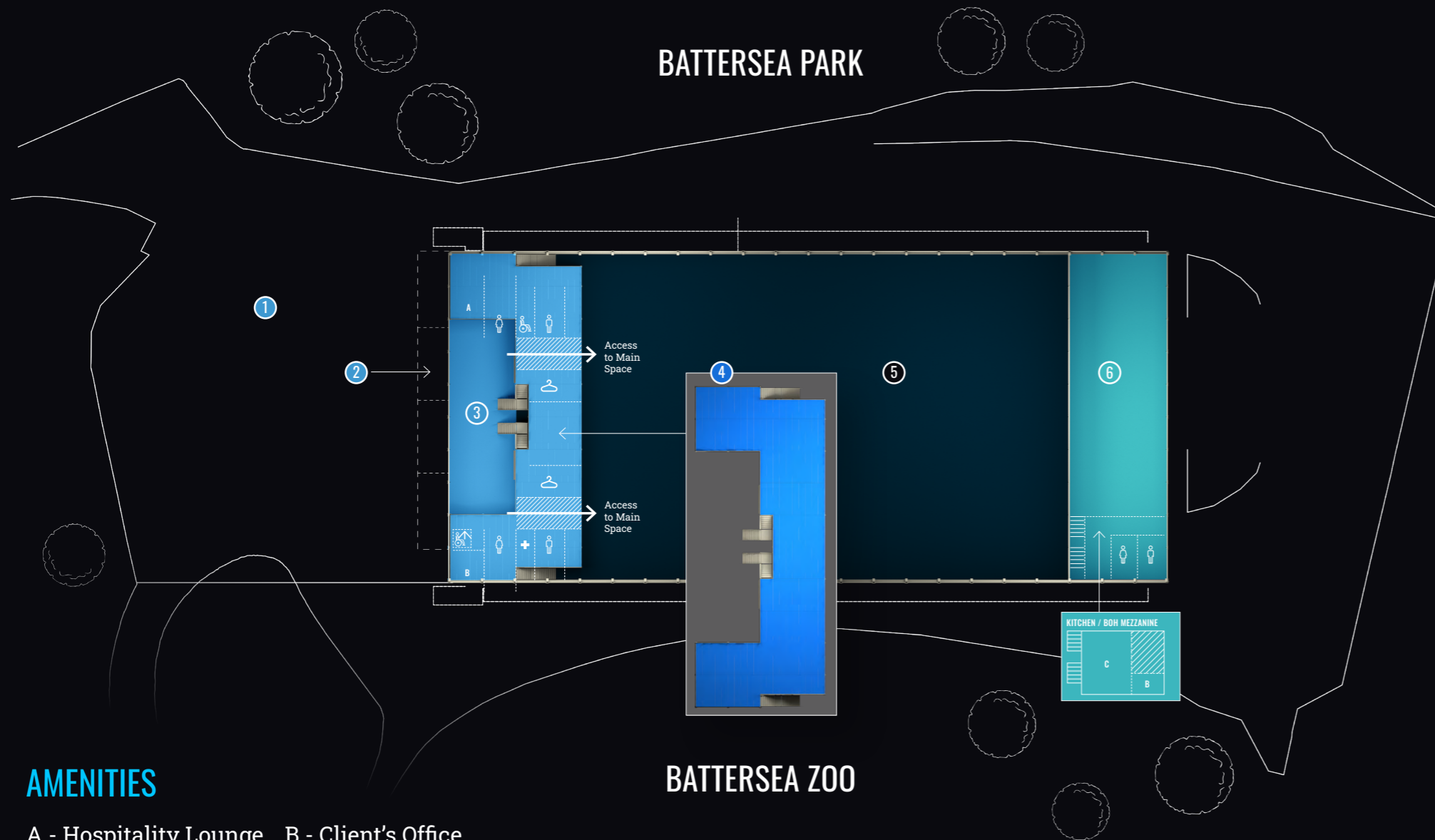


# FLOOR PLAN







BATTERSEA PARK

BATTERSEA ZOO



## AMENITIES

A - Hospitality Lounge B - Client's Office  
C - Crew Catering

-  Male toilets
-  Female toilets
-  First Aid Room
-  Wheelchair accessible toilets
-  Wheelchair accessible lift
-  Ample cloakroom facility

## 1 - COURTYARD

- Capacity: 2,800 standing
- 2841m<sup>2</sup> area

## 2 - DECK

- Capacity: 200 standing
- 215m<sup>2</sup> area

## 3 - ATRIUM

- Capacity: 300 standing
- 30m wide x 10m deep area (300m<sup>2</sup> floor area)
- 4 sets of glass entrance doors

## 4 - MEZZANINE

- Capacity: 500 standing, 250 seated
- 700m<sup>2</sup> floor area
- Exposed aluminium roof beams

## 5 - MAIN SPACE

- Capacity: 4,000 standing, 2,000 seated
- 50m wide x 75m long area (3,750m<sup>2</sup> floor area)
- Black serge wall linings

## 6 - KITCHEN / BOH

- 50m wide x 15m long area
- Temporary kitchen facilities (included where quoted)
- Mezzanine with one client office and crew catering